


Sight testing & refraction equipment



Ophthalmoscopes & retinoscopes




Perimetry accessories



Tonometers & lenses



Orthoptic equipment



General equipment



HAAG-STREIT UK

UK Diagnostics Catalogue

Look closer. See further.

CONTENTS

1. SIGHT TESTING & REFRACTION EQUIPMENT 4

TEST TYPES & ACCESSORIES	4
VISION TESTS	4
NEAR VISION TESTS	7
OCCLUDERS & RULES	9
CROSS CYLINDERS & CONFIRMATION TESTS	10
TRIAL CASES & FRAMES	11
COLOUR TESTS	12
STEREOTESTS	12

2. OPHTHALMOSCOPES & RETINOSCOPES 14

WELCH ALLYN OPHTHALMOSCOPES	14
WELCH ALLYN RETINOSCOPES	15
WELCH ALLYN POWER SUPPLIES & HANDLES	16

3. PERIMETRY ACCESSORIES 16

VISUAL FIELD EQUIPMENT	16
------------------------	----

4. TONOMETERS & LENSES 17

APPLANATION TONOMETERS	17
TONOMETER ACCESSORIES	18
TONOSAFE DISPOSABLE PRISMS	18
SLIT LAMP ACCESSORIES	18
CONTACT, ASPHERIC, LASER & INDIRECT LENSES	19
HAAG-STREIT LASER LENSES	19
CLEANING & DISINFECTING	20

5. ORTHOPTIC EQUIPMENT 21

GENERAL ORTHOPTIC EQUIPMENT	21
STEREOGRAMS	23
PRISMS	24
OCCLUSION FOILS	24

6. GENERAL EQUIPMENT 25

TORCHES	25
CONTACT LENS ACCESSORIES	25
SLIT LAMP ACCESSORIES	25

VISION TESTS



Kay Picture Test, Linear Crowded

The Kay Picture Test Linear Crowded Book with distance LogMAR sizing at three metres from 0.70 to -0.20. It also includes a near testing and matching card. New, fully researched picture optotypes that provide a reliable visual acuity measurement comparable with ETDRS. The six pictures were shown to be the most recognisable to children under 30 months.

2700939



Kay Picture Test, Screening Book

The Kay Picture Test Screening Book is a compact A5 size book comprising an abridged single-crowded and linear-crowded picture vision testing option for vision screening. In addition, it comprises distance LogMAR sizing from 1.0 to -0.10 at three metres, plus it includes a single crowded near vision test card and a matching card.

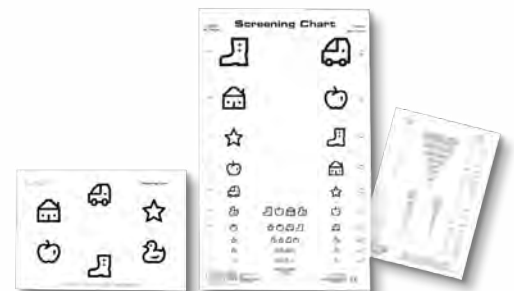
2700941



Kay Picture Test, Singles

The Kay Picture Test Single Crowded Book has comprehensive distance LogMAR sizing at three metres from 1.00 to -0.10. It also includes a near test at 33cm and a matching card. The test is suitable for naming and matching with children aged 18 months+. Instructions with diagrams and a scoring table are printed inside the book.

2700940



Kay Picture Test, Screening Chart

The Kay Picture Test Screening Chart is a double sided distance screening chart for vision testing at school entry, GP practices or other screening environments, without the child needing to know capital letters. This is a very quick and easy test process with single and line presentation at three metre test distance. The chart is suitable for children aged 4+.

2700942

VISION TESTS



LogMAR Charts

For 4 metre viewing. The arrangement of the letters on these revised charts is balanced so that the Sloan letters are represented at least once in every position. Can be used in an illuminated cabinet or as a wall hanging chart.

2700979 COHZV chart, for testing the right eye

2700980 ZRKDC chart, for testing the left eye

2700981 RNOVS chart, for refractions



Stand for Cabinet

For use with an illuminated cabinet. Includes castors, 2 locking. Allows for height adjustments from 114-125cm or 145-155cms for standing patients.

2700978



Sheridan Gardiner Test

Designed for use with young children, testing depends upon matching shapes rather than letter identification. Suitable for the visual assessment of the deaf-mute, educationally sub-normal children and patients who do not share the same language as the tester. A series of orthoptic booklets in washable plastic form is available, which supplements the basic set.

2700466 Sheridan Gardiner test, comprehensive set (standard test, flip over booklets red, green, yellow and blue, 6m wall hanging test type)

2700909 Sheridan Gardiner test, standard (key card and flip over book, one letter per page) to be used at 6 metres

2700910 Sheridan Gardiner flip over booklet green (6/6 - 6/3)

2700911 Sheridan Gardiner flip over booklet red (6/60 - 6/18)

2700912 Sheridan Gardiner flip over booklet yellow (6/18 - 6/6)

2700913 Sheridan Gardiner flip over booklet blue (near vision)



Slimline Illuminated Cabinet

For use with LogMAR charts listed above. Available wall hanging or with a separate stand. Convenient storage for 5 charts at the back of cabinet. Dimensions: 70 x 66 x 6.5cm (27.5 x 26 x 2.5"). (Chart not included.)

2700977

NEAR VISION TESTS



Vocational Near Vision Test Type

Provided in a spiral bound format, the test is printed in conformity with the requirements of the Faculty of Ophthalmologists. The pages include text of N5, N6, N8, N10, N12, N14, N18, N24, N36, N48 corresponding to 5,6,8pt.etc. Times Roman type face. A 1:17 reduced Snellen and Ridley type, music, typewritten copy, street map, stock market and soccer league table are included.

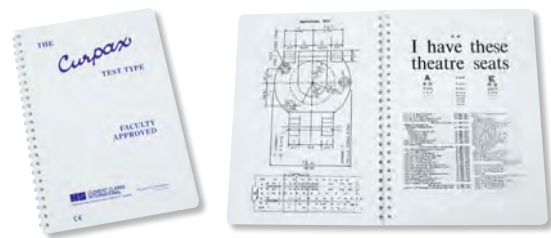
2700960



Thomas the Tank Engine Reading Test Type

Designed especially for young children. Conforms to the recommendations of the Faculty of Ophthalmologists.

2700469



Curpax Near Vision Test Type

Based on the recommendations of the Faculty of Ophthalmologists. Text is provided with the range N5 to N48 with a reduced Snellen test type, an industrial test, a stock market report, a phone directory, a sheet music extract and a numeral test.

2700961



Maclure Test Type

An ideal test for young children, which is designed to differentiate between their ability to see and their ability to read. The test is based upon the Ladybird Keywords reading scheme using school script, which is a simplified type written without serifs. It helps the child to gradually appreciate the link between handwriting and print and to make the transition to the Times Roman serif style. (White cover).

2700962



Jaeger Reading Test Type

A booklet viewed at 35cm with text from J1 to J20.

2700479

NEAR VISION TESTS



Laminated Test Type

A simple double sided reading test type ranging from N4 to N48 as approved by the Faculty of Ophthalmologists and incorporating their requirements. Being laminated, it is washable and durable.


2700569



Spielmann Occluder

An opaque occluder on handle for cover testing. Being opaque, eye movements of the occluded eye can be monitored during the test.

2700536



Laminated Test Type

With modern text and computer screen presentation.

2700568



Black/Green Silk Eye Patch

A simple washable, durable eye patch with elasticated band, for use wherever patching may be required (pack of 10)

0120300

OCCLUDERS & RULES



Romanes Occluder

This simple all purpose occluder is a useful trial case accessory and may also be used for a simple assessment of visual acuity and the cover test. One side of the occluder bears a scale graduated in millimetres for interpupillary distance measurements and for numerical assessment of proptosis. The maker's name and address is printed in Times Roman lettering and may be used as a near vision test.

2700991



Opticlude Eye Patches

An adhesive eye patch used whenever occlusion therapy is required. The virtually non-irritant adhesive leaves no residue on removal. Available for adults and children.

2700694 Pack of 20 Opticlude occluders, junior

2700695 Pack of 20 Opticlude occluders, adult

OCCLUDERS & RULES



Eye Occluder Set

This eye occluder set is ideal for both perimetry and visual field testing, (pack of 2).

1802349S



Infant

Regular

Junior

Kay Occluding Spectacles for Children

Test unioocular vision using the occluding glasses. The bright neon colours make them fun to wear and easy to remember.

2700931 Regular

2701567 Infant

2700935 Junior

EXOPHTHALMOMETERS



Luedde Exophthalmometer

A clear perspex bar about 1cm square x 10cm long is shaped with a notch at one end and is graduated in cm and mm for measurement of eye protrusion.

2700538



Naugle

Hertel

Mirror Exophthalmometers

These superior and inferior orbital rim-based instruments measure the position of the globe accurately even after lateral orbitotomy, e.g. post tumour removal or thyroid decompression. Easy-to-use, fast reproducible results and comfortable for the patient.

2700566 According to Hertel

2700567 According to Naugle

CROSS CYLINDERS & CONFIRMATION TESTS



Cross Cylinders

A useful confirmation test for examining astigmatism, comprising full aperture lenses with markings indicating the power and mounted on nickel silver knurled handles.

Available in the following powers;

2700988 ± 0.25 dioptre **2700990** ± 0.75 dioptre

2700989 ± 0.50 dioptre



Confirmation Tests

Glass lenses mounted in a metal frame, available in the following powers; ±0.25, 0.50, 0.75 and 1.00 dioptre as 2 lens, 3 lens and 4 lens.

2701581 2 lens ±0.25

2701140 4 lens ±0.25

2701141 4 lens ±0.50

RETINOSCOPY RACKS



Pair of Retinoscopy Racks

Ultra light-weight moulded lens racks made from high grade optical quality plastic. Sphere lens power range, ±0.5, 1, 1.5, 2, 2.5, 3, 3.5, 4, 5, 6, 7, 8, 9, 10, 12, 15 dioptres. To avoid scratching, the lenses are deeply embedded in the frame and are supplied in a soft plastic case.

2700537

TRIAL CASES & FRAMES



Trial Lens Set

Contains 218 reduced aperture lenses and 7 accessories, in case. International colour convention, metal rims (anodised aluminium). Cylinders do not have handles.

128 Spheres in 64 pairs:

Convex: 0.12, 0.25 — 4.00 in 0.25 dioptre steps, 4.00 — 6.00 in 0.50 dioptre steps, 6.00 — 14 in 1.00 dioptre steps, 14.00 — 20.00 in 2.00 dioptre steps

Concave: 0.12, 0.25 — 4.00 in 0.25 dioptre steps, 5.00, 5.50, 6.00 — 14.00 in 1.00 dioptre steps, 16.00, 18.00, 20.00

80 Cylinders in 40 pairs:

Convex: 0.12, 0.25 — 3.50 in 0.25 dioptre steps, 4.00, 5.00, 6.00

Concave: 0.25 — 3.50 in 0.25 dioptre steps, 4.00, 5.00, 6.00

10 Prisms 1/2, 1, 2, 3, 4, 5, 6, 7, 10, 12

7 Accessories: 1 Maddox Rod, 1 red glass, 1 green glass, 1 stenopaic slit, 1 pinhole disc, 2 blank discs

2700985

TRIAL FRAMES



Oculus Universal Trial Frame

Constructed from lightweight metal alloy and high-quality plastic. Accommodates up to five 38mm lenses for each eye. Independent screw adjustments for PD of 48 to 80mm. Screw operated bridge height and projection. Corneal distance scale. Sides adjustable for length and angle.

2700994



Oculus Children's Trial Frame

As Half Eye Trial Frame with PD of 54 to 58mm. Available with fixed bridge or adjustable nosepiece.

2701024 Half eye trial frame without nosepiece, child

2701025 Half eye trial frame with nosepiece, child



Oculus Universal UB-4 Trial Frame

As per Oculus Universal Trial Frame, but made from robust, high-quality plastic.

2701000 Oculus Universal UB-4 Trial Frame

2701002 Polarising filters for Oculus UB-4 trial frame



Oculus Half Eye Trial Frame

Made from high-grade plastic and light metal alloy, this drop cell trial frame can accommodate up to three 38mm lenses for each eye. Adjustable PD of 59 to 67mm. Sides adjustable for length. Available with fixed bridge or adjustable nosepiece.

2701021 Half eye trial frame without nosepiece, adult

2701023 Half eye trial frame with nosepiece, adult

COLOUR TESTS



City University Colour Vision Test, Edition 3

A rapid diagnostic test for detecting red/green and blue/yellow and classifying red/green (protan/deutan) and blue/yellow (tritan) defects (inherited and acquired). Enables an assessment of the degrees of any defect. Quick and simple to use and suitable also for children over five years. Different saturations provide varying degrees of sensitivity to detect even mild defects, if required. A good test indicating likely occupational suitability for colour tasks.

2700476 City University Colour Vision Test, Edition 3

2700482 Pack of charts for City University Colour Vision Test, Edition 3

STEREOTESTS



Frisby Pocket Stereotest

A new screening test for stereopsis, suitable for patients with limited ability to understand instruction. Does not require red/green or polarised glasses.

2701272



Lang Stereotest I-R

The Lang Stereotest I-R is a revised version of the Lang stereotest, for diagnosing and screening for disorders of stereopsis. It has improved optical and print quality and contains 3 random dot stereo objects with different disparities.

2701269

STEREOTESTS



Frisby Stereotest

Three square transparent plates (6mm, 3mm, 1.5mm) have four similar patterns printed, three on one surface and one on the other, hence one appears in relief as closer or nearer. The patient indicates which square stands out in space from the others.

Viewed at 40cm, glasses are not required. Assessment of stereo acuity from 600 to 15 seconds of arc.

2701271



Polarised Glasses

Polarised glasses for use with Wirt, Random Dot and Randot tests.

2701264 Standard (Black frames)

2701265 Paediatric (Orange frames)



Randot Stereotest

Patterns or shapes are presented to the two eyes using polaroid spectacles provided. One figure stands out in space and has to be identified. Includes animal pictures viewed at 40cm.

2701266



Wirt Fly Test

Consists of three stereoscopic tests employing polarised vectographs. The fly dramatically demonstrates the presence of stereo vision. The other two tests provide the practitioner with results to estimate the level of stereoscopic vision. Viewed at 40cm.

2701262



Random Dot E Stereotest

This test consists of three cards and a pair of polarised spectacles. One card is a specimen and shows what the patient should see when using the spectacles and presented with the stereoscopic card. The third card is a blank to expose malingerers.

2701267

2. OPHTHALMOSCOPES & RETINOSCOPES

WELCH ALLYN OPHTHALMOSCOPES

The Welch Allyn LED bulb is guaranteed for 7 years and uses a fraction of the power of traditional bulbs, extending the on-time of your battery handle. Update your existing PanOptic or Prestige by purchasing an LED lamp.



3.5V Coaxial Ophthalmoscope Head

Has all the Prestige features, except the Coaxial Ophthalmoscope has 28 lenses, -25 to +40.

2700598 Coaxial Ophthalmoscope, head only (Ref: 11720-L)



Pocket Plus LED Ophthalmoscope

Combined function and style to provide maximum performance and durability in a compact design. Choose from three colours; Mulberry (Purple), Blackberry (Black) and Snowberry (White). The Pocket Plus Ophthalmoscope boasts many exciting features;

- Dioptre range of -20 to +20
- Optional neutral density filters
- 7 apertures: microspot, small spot, large spot, slit aperture, fixation aperture, cobalt blue and red-free
- SureColour LED bulbs - rated for 20,000 years of use.

2700681 - Blackberry

WELCH ALLYN RETINOSCOPES



3.5V Streak/Spot Retinoscopes

Features:

- Interchangeable: streak retinoscope can be converted to a spot.
- Continuously rotating external focusing sleeve is easy to grip and manipulate regardless of hand size
- Brighter Halogen light and more efficient optics allow easier viewing of retinal reflexes
- Sealed housing keeps instrument dust-free longer
- Crossed linear polarising filter eliminates glare from trial lenses
- Magnetic fixation cards make dynamic retinoscopy easy to perform
- Converts streak to spot retinoscope by simply changing the bulb
- Rubber brow rest prevents scratching of glasses.

2700679 3.5V Streak retinoscope, head only (Ref: 18200)

2700648 Streak bulb (Ref: 08200)

WELCH ALLYN POWER SUPPLIES & HANDLES



3.5V SMART Power Handle

The 'SMART' Lithium Ion battery provides twice the on-time and is just half the weight of a rechargeable battery. Ergonomic design, made from durable CYCOLOY®. The 'SMART' handle has low battery and charging indicators, does not suffer from memory loss when charging and has a more environmentally friendly battery.

2700674 3.5V SMART power handle, charger and transformer (Ref: 71904)

2700675 SMART power handle only (Ref: 71910)

2700676 Charging pod (Ref: 71940)

2700609 Transformer (Ref: 71034)

3. PERIMETRY ACCESSORIES

VISUAL FIELD EQUIPMENT



Amsler Chart Manual

A valuable series of charts for evaluating foveal and macular disorders. The manual explains uses and the interpretation of results. Recording charts supplied.

2700480 Amsler Chart Manual

2700481 Amsler recording charts, pad of 50

4. TONOMETERS & LENSES

APPLANATION TONOMETERS



Goldmann Model AT 900M/Q Tonometer

The standard for the measurement of intraocular pressure between 0 to 78mm Hg. As the area of applanation is only 3.042mm, the scleral rigidity does not influence readings. The Model T Tonometer attaches to the footplate of the slit lamp and is removed from the slit lamp when not in use. Fits the Haag-Streit BM, BMV, BQ, BP slit lamps. (Previously T-type removable)

7200032

Goldmann Model AT 900 Tonometers

The standard for the measurement of intraocular pressure between 0 to 78mm Hg. As the area of applanation is only 3.042mm, the scleral rigidity does not influence readings. The Model R Tonometer is permanently attached to the slit lamp by means of a special mounting spigot.

7200033 Goldmann Model AT 900 C/M for BM, BMV slit lamps (previously R/BM)

7220531 Goldmann Model AT 900 BQ tonometer for BP,BQ slit lamps (previously R/BQ)

7200154 Goldmann Model AT 900 C/M tonometer for BC,BD 900 slit lamps (previously R/BC)

7220316 Doubling Prism for Goldmann (black band)



Goldmann Model AT 870 for Zeiss slit lamps

The AT 870 is mounted permanently on top of the slit lamp microscope. The feeler arm protrudes from above into the beam path of the microscope and illumination unit. If the feeler arm is swivelled into the park position, the slit lamp can be used immediately for the examination. The applanated surface is observed monocularly through the left eyepiece of the stereo microscope.

7200035 Goldmann Model AT 870 for Zeiss slit lamps

APPLANATION TONOMETERS



Perkins Mk3 Tonometer

The Perkins Mk3 hand-held applanation tonometer combines the same proven accuracy as the clinically trusted Perkins Mk2, but with an improved ergonomic design, longer lasting battery and excellent internal LED illumination.

- Ergonomic design
- Innovative LED illumination
- 'Tonogrip' prism holder
- Integrated rechargeable battery
- Tonosafe compatible
- Clinically trusted accuracy

5806001A Perkins Mk3 tonometer with 20 Tonosafe disposable prisms

SLIT LAMP ACCESSORIES



Haag-Streit Slit lamp breath shields

A large breath shield for the Haag-Streit BQ 900, BP 900 and BI 900 model slit lamps.

The breath shield is easy to install and covers a wide area of the slit lamp, while providing access to the main features of the device. The special angled shape of the shield and the cut-outs for the arms allow comfortable working.

7221001 BQ 900 breath shield

7221002 BP 900 breath shield

7221003 BI 900 breath shield

TONOMETRY ACCESSORIES



Sterilising Stand

A simple tripod sterilising stand to take up to three doubling prisms.

2701124



Tonosafe Disposable Prisms

The Tonosafe disposable prisms are a convenient and effective method of reducing the risk of cross infection between patients, eliminating the need to clean and disinfect prisms.

Tonosafe is compatible with both Goldmann and Perkins tonometers. (Box of 100 with five prism holders per box.)

5805100 Box of 100 prisms

2701092 Black Tonosafe prism holder

CONTACT, ASPHERIC, LASER & INDIRECT LENSES



Goldmann Fundus Contact Lens (901)

For binocular slit observation of the pupil, the macula, its surroundings out to 30° as well as the central vitreous body sections. Easy to use, lightweight glass provides a direct image.

7200249



Two Mirror Contact Lens (905)

Two mirrored surfaces, which each incline at an angle of 62° towards the front surface, have been cut into the 17mm long glass cone. This makes it possible to examine the opposite iridocorneal angle without turning the contact glass. 905s (scleral) lens also available.

7200252



Goldmann Single Mirror Gonioscopy Contact Lens (902)

For the examination of the anatomical conditions in the area of the front of the iris. 902s (scleral) lens also available. 62° mirror angle.

7200250



Volk Lenses

A full range of powers for every diagnostic and therapeutic application.

Volk classic lenses;

2700508 - 60 D

2700505 - 78 D

2700485 - 90 D

2700509 - 20 D

2700523 - Superfield NC lens

Volk BIO lenses;

2700474 - 28 D non-contact

2700510 - 30 D non-contact (30mm)

2700489 - 30 D non-contact (43mm)

Volk Pan Retinal lens

2700514



Original Goldmann 3 Mirror Contact Lens (903)

11mm internal diameter of the cornea part. Best in combination with Haag-Streit slit lamps. For examination of the entire fundus, the vitreous and the iridocorneal angle. Made of acrylic glass. 59/66/73 degree mirror angles.

7200254 Large (903) classic Goldmann glass

7200255 Small 903s classic Goldmann glass



Goldmann Three Mirror Laser Lenses

The Classic Goldmann Lens. Made from acrylic with lumenised-coated protective glass. Designed to work with argon/YAG lasers. All lenses have the original mirror angles by Goldmann: 59/66/73 degrees. 903L.

5702080



Volk Cleaning Cloths

Volk precision optical lens cleaner consists of a highly absorbent, lint-free optical towlette moistened to an exact saturation level, with a unique combination of oil removers and cleaning agents. Ideal for use on Volk lenses, microscope eyepieces, cameras and other precision optical surfaces. (Box of 24).

2700503

5. ORTHOPTIC EQUIPMENT

GENERAL ORTHOPTIC EQUIPMENT



Lang Fixation Bar

A white bar with brightly coloured pictures of varying sizes on one side and a near vision test on the reverse. Designed primarily to attract and hold attention during examinations.

2701220



Kay Fixation Stick

These colourful sticks are ideal for keeping a child's attention during cover tests. Each stick contains pictures and letters.

2700927 Single fixation stick

2700928 Infant pack of 3

2700922 Junior pack of 3



Lang Fixation Cube

Cube mounted on holder with brightly coloured pictures on five faces of the cube. Designed to attract attention during examination.

2701219 Lang cube no.1 (White handle)

2701221 Lang cube no.2 (Red handle)



Franceschetti Maddox Rod

The large diameter combined with a long handle facilitates examination of muscle balance. Twirling in the same manner as the cross allows the horizontal and vertical phorias to be checked in quick succession.

2700993



Bagolini Lorgnette

Similar to the Bagolini striated lenses but is presented in a convenient lorgnette format.


2701257



Bagolini Red Filter Bar

The Bagolini Filter Bar is used to investigate the depth of suppression in patients with amblyopia up to the age of 7 years. This instrument consists of a series of red filters of increasing density from very pale to very dark. This decreases the illumination in front of the fixating eye to induce fixation with the deviating eye and therefore diplopia.

2700490



Thumb Bar Readers

Used for exercising binocular vision at home or school. It is held against the centre of the page of reading material. Sold in packs of 10. (Red.)

2701587



Near Point Dot Card

Card to measure the near point of convergence and for home exercises. Range is from 6cm to 24cm. Sold in packs of 50.

2700921



Stereograms

These are printed on thin card and are suitable to give to patients for home training purposes. Fusion and stereoscopic.

2701274 Cat

2701275 Open bucket

2701276 Closed bucket

2701277 1-2-3

PRISMS



Plastic Prisms

Universal or square plastic prisms are useful for a number of orthoptic and ophthalmic test procedures. Available in various set sizes and as single plastic prisms.

For a full list of Plastic Prisms, please visit <https://hs-uk.co/looseprisms>



Fresnel Prisms

Consist of very thin plastic membranes measuring only 1mm thick utilising the Fresnel principle of tiny lens and prism segments. May be cut to fit most frame sizes and shapes and are simply attached to the existing spectacle lenses. The membranes can be cut into small segments when bi-focal lenses are affected. Light weight and cosmetically superior to glass especially when high powers are required.

Available in a range of powers; 1, 2, 3, 4, 5, 6, 7, 8, 9, 10, 12, 15, 20, 25, 30, 35, 40Δ

For a full list of Fresnel Prisms, please visit <https://hs-uk.co/fresnelprisms>

OCCLUSION FOILS



Bangerter

A system of graded foils to equalise the spatial contrast of the dominant to that of the amblyopic eye.

2701320 1.0 Bangerter Graded Occlusion Foil (visual acuity ~6/6 or 20/20)

2701231 0.8 Bangerter Graded Occlusion Foil (visual acuity ~6/7.5 or 20/25)

2701232 0.6 Bangerter Graded Occlusion Foil (visual acuity ~6/9 or 20/30)

2701233 0.4 Bangerter Graded Occlusion Foil (visual acuity ~6/15 or 20/50)

2701234 0.3 Bangerter Graded Occlusion Foil (visual acuity ~6/21 or 20/70)

2701235 0.2 Bangerter Graded Occlusion Foil (visual acuity ~6/30 or 20/100)

2701236 0.1 Bangerter Graded Occlusion Foil (visual acuity ~6/60 or 20/200)

2701237 <0.1 Bangerter Graded Occlusion Foil (visual acuity <6/90 or 20/300)

2701238 Light Perception Bangerter Foil

2701239 00 Bangerter Foil

6. GENERAL EQUIPMENT



Professional Penlite

For quick and effective evaluation of the pupillary reflex. Robust, attractive penlight with matte black finish using high intensity halogen light for true tissue colour rendition and long lasting consistent illumination. Durable solid brass construction. Uses 2 x AA batteries.

2700644



Reusable Pen Torch

Black pen torch for corneal reflections, pupil assessment and extra-ocular motility testing. Use 2 x AA batteries (included). Operates by twisting body of torch.

2700401



Disposable Pen Torch

Uses 2 x AA batteries (included). Operates by pressing clip to contact. (Supplied in packs of 6).

2701381

CONTACT LENS ACCESSORIES



Schirmer Tear Test

Useful for determining total lachrymal secretion and provides useful information prior to the fitting of contact lenses. (50 pairs of individually sterile tests in each box).

2701026

SLIT LAMP ACCESSORIES



Foam Elbow Rest

A foam elbow rest for use when operating any of the Haag-Streit slit lamp range. Slit lamp elbow rests improve comfort and give support for the clinician.

7220782

Index

A		O	
Amsler Chart Manual	16	Occluders and Rules	8
Applanation Tonometers	17	Occlusion Foils	23
Aspheric Lenses	19	Occluding Glasses	9
B		Oculus Trial Frames	11
Bagnolini Filter Bar	22	Ophthalmic Mirrors	4
Bangerter Occlusion Foils	23	Ophthalmoscopes	14
Bar Reading Books	7	P	
C		Pen Torches	24
Colour Tests	12	Perkins Mk3 tonometer	18
Cross Cylinders	10	Pinhole Occluder	8
Curpax Near Vision Test Type	7	Polarised glasses	13
D		Prisms	23
Disposable Pen Torches	24	R	
Disposable Tonometer Prisms	18	Randot Pre-School Stereotest	13
Distance Vision Tests	4	Retinoscopes	14
Dot Cards	22	Retinoscopy Racks	10
E		Romanes Occluder	8
Exophthalmometers	9	S	
Eye Patches	8	Schirmer Tear Test	24
F		Sheridan Gardiner Tests	6
Fixation Sticks/Bar/Cube	21	Single Sided Test Types	4
Fly Stereotest	13	Snellen Charts	4
Franceschetti Maddox Rod	21	Spielmann Opaque Occluder	8
Fresnel Lenses and Prisms	23	Stereograms	22
Frisby Stereotest	12	Stereotests	12
G		Slit Lamp Accessories	18
Goldmann Applanation Tonometer	17	T	
Goldmann Contact Lenses	19	Test Types & Accessories	4
Goldmann Laser lenses	20	Thumb Bar Readers	22
I		Tonometers	17
Illuminated Cabinets for LogMAR Charts	6	Tonosafe Disposable Prisms	18
J		Torches	24
Jaegar Reading Test Type	7	Trial Lens Cases	10
K		Trial Frames	11
Kay Fixation Stick	21	U	
Kay Picture Tests	5	Upper Snellen Panels	4
L		V	
Laminated Test Type (near vision)	8	Visual Field Equipment	16
Lang Fixation Bar	22	Vocational Test Type	7
Lang Fixation Cube	22	Volk Lenses	19
Lenses, Contact	19	W	
Lens Cleaning Cloths	20	Wall Hanging Snellen Charts	4
Lens Sets	10	Welch Allyn Ophthalmoscopes	14
LogMAR Charts	6	Welch Allyn Professional Penlite (torch)	24
N		Welch Allyn Retinoscopes	14
Near Vision Tests	7		

HAAG-STREIT UK

Unit C
Woodside Industrial Estate
Dunmow Road
Bishop's Stortford
Hertfordshire
CM23 5RG

Phone (01279) 456261
info.unitedkingdom@haag-streit.com
www.haagstreituk.com